

POWERED CLIMB ASSIST SYSTEM

EFFORTLESS POWER-ASSISTED CLIMBING SYSTEM

**DELIVERING COMFORT
AND PERFORMANCE
AT HEIGHTS**



THE ULTIMATE IN FALL PROTECTION

PRODUCT SHEET




WE'VE MADE GETTING TO THE TOP EASY.

FEATURES OF THE NEW POWERED CLIMB ASSIST SYSTEM FROM DBI-SALA®

Extremely tall or lengthy structures are often conducive to an assisted system which provides weight relief to reduce worker fatigue and improve climbing longevity. The Powered Climb Assist System from DBI-SALA® is specifically designed to provide assistance for those who climb the internal ladders of wind energy towers.

- Designed to be used in conjunction with a ladder safety system, such as the LadSaf™ vertical system with sleeve
- Motor control unit provides five discrete speed level settings
- System provides a unique “adaptive” motor control system that adjusts to environmental conditions and climbing speed
- Personalized system adjustment of 55-120 lbs. (25-55 kg) for a wide range of climbing styles and user weights for effortless ascent and descent
- Plug-n-play portable motor control unit design enables simple installation to cable tensioning unit—just plug the unit into the power outlet and you’re ready to climb!
- System accommodates a power supply range of 110 Vac - 240 Vac, 50-60 Hz—optional power cords available to match receptacles, ensuring global compatibility
- 20-lb. portable motor control unit, easily transported to support multiple systems and towers
- System includes top and bottom pulley assemblies, wire cable, wire cable grip, motor control assembly and cable tensioning system



TOWER KIT FOR THE POWERED CLIMB ASSIST SYSTEM



6160018 TOWER KIT

(A) 6160019 TENSIONING ASSEMBLY (PATENT PENDING—See below)

(B) 6160016 TOP & BOTTOM BRACKET PULLEY ASSEMBLIES

- High-quality, commercial grade steel covers
- High-strength, abrasive-resistant pulley designed for long-term use

(C) 6160027 WEAR PAD KIT

- Nylon pads
- Stainless steel screws
- Drill bit and tap

(D) 6160028 WIRE CABLE

- 3/16" (4.8 mm) x 656' (200 m)
- 7" x 19" strand core
- Galvanized steel wire

(E) 6100031 WIRE CABLE SWAGE CONNECTION (PATENT PENDING)

- 304 stainless steel cable swage connection
- Connection used to crimp onto 3/16" wire ends to form a continuous loop



A CLOSER LOOK AT THE TENSIONING SYSTEM OF THE TOWER KIT

ATTACHMENT POINTS

For the motor drive shaft and for the alignment/locking pin (on back side of unit)



TENSION INDICATOR AND KNOB

Located on the side of the unit to show when the system is properly tensioned



WIRE CABLE GROMMET

The wire cable moves through this hole during operation

6160019 TENSIONING ASSEMBLY

- High-quality, commercial grade steel cover
- Patent pending

PORTABLE MOTOR CONTROL ASSEMBLY

6160025

MOTOR CONTROL ASSEMBLY

- Lightweight and portable—approximately 20 lbs. (9 kg)
- Globally compliant—120-240 Vac, 50-60 Hz
- Operating temperature range: -30° F to 131° F (-30° C to 55° C)
- IP Rating—IP57



HUMAN MACHINE INTERFACE (HMI)

- Functionality features:
- LED lights for user feedback
 - ON/OFF button
 - Personalized choice of 5 force level settings
 - Control the direction of motor, based on position of unit on ladder

VIEW OF BACK SIDE



EMERGENCY STOP BUTTON



ERGONOMIC CARRYING HANDLE



ALIGNMENT / LOCKING PIN

Allows for quick and easy attachment and removal from Tensioning Assembly





DRIVE SHAFT

Attachment point to tensioning unit

DURABLE MOTOR CASING

Protects against weather conditions and work environment

POWER CORD CONFIGURATIONS—REQUIRED

REGION	UNITED STATES CANADA MEXICO	SOUTH AFRICA INDIA	EUROPE KOREA	CHINA AUSTRALIA NEW ZEALAND
RECEPTACLE CONFIGURATION				
CS PART NUMBER	9506929	9506038	9507098	9506930
SPECIFICATION	NEMA 5-15P	BS 546 TYPE M	CEE 7/7	AS/NZS 3112
RATING	15 A / 125 Vac	16 A / 250 Vac	10 A / 250 Vac	10 A / 250 Vac



POWER CORD ATTACHMENT POINT

On back of motor control assembly unit



OPPOSITE END VIEW OF EACH POWER CORD SET

This end connects directly to the motor control assembly (see image at left)

POWERED CLIMB ASSIST SYSTEM ACCESSORIES:

6160026

WIRE CABLE GRIP WITH CARABINER (Optional)

- Carabiner: 11/16" (17.7 mm) gate opening, 3,600 lb. (16kN) gate strength, with captive eye installed
- Wire Cable Grip: 3/16" (4.8 mm) cable sleeve



6160024

TWIN-LEG LANYARD ASSEMBLY WIRE CABLE GRIP (Optional)

- 2 Carabiners: 11/16" (17.7 mm) gate opening, 3,600 lb. (16kN) gate strength, with captive eye installed
- Wire Cable Grip: 3/16" (4.8 mm) cable sleeve
- Webbing: Elastic web nylon, 3/4" (19.1 mm) width x 27" (686 mm) length



9600068

WIRE CABLE CUTTER (Optional)

- Length: 28" (711 mm) shear-type manual wire rope and cable cutter
- Weight: 4.75 lbs. (2.15 kg)



9600069

HAND OPERATED SWAGER (Optional)

- OEM: Huskie, Model EP-410
- Output: 12 ton
- Weight: 13 lbs. (5.9 kg)
- Length: 23" (584.2 mm)
- Jaw opening: 1" (25.4 mm)



9600003 (Required)

"U-Style Shaped Die Set—specifically designed for Cable Swage Connection (6100031)



EXOFIT NEX™ WIND ENERGY HARNESES:

Specifically designed for use with Wire Cable Grip with Carabiner (6160026)

1113452

EXOFIT NEX™ CLIMB ASSIST 5-POINT HARNESS

Wind energy harness with 16" (406 mm) climb assist straps located off hips (XLarge). For use with 6160026 wire cable grip with carabiner—order separately.

- 1113449 | Small
- 1113450 | Medium
- 1113451 | Large
- 1113453 | XXLarge



1113457

EXOFIT NEX™ CLIMB ASSIST CONSTRUCTION STYLE HARNESS

Wind energy harness with 16" (406 mm) climb assist straps located off hips (XLarge). For use with 6160026 wire cable grip with carabiner—order separately.

- 1113454 | Small
- 1113455 | Medium
- 1113456 | Large
- 1113458 | XXLarge



DBI-SALA® POWERED CLIMB ASSIST SYSTEM SUMMARY OF PARTS:

PART NUMBER	DESCRIPTION	USA, CANADA, MEXICO	SOUTH AFRICA, INDIA	EUROPE, KOREA	CHINA, AUSTRALIA, NEW ZEALAND
6160018	Tower Kit*	R	R	R	R
6160025	Motor Control Assembly*	R	R	R	R
9506038	Power Cord (BS 546 Type M)		R		
9506929	Power Cord (NEMA 5-15P)	R			
9506930	Power Cord (AS 3112)				R
9507098	Power Cord (CEE 7/7)			R	
9600003	Swage Die Kit	R	R	R	R
6160019	Cable Tensioning System	S	S	S	S
6160016	Top & Bottom Bracket Pulley Assembly	S	S	S	S
6160028	Wire Cable (3/16" x 656', 7x9, galvanized)	S	S	S	S
6100031	Wire Cable Swage Connection	S	S	S	S
6160027	Wear Pad Kit	S	S	S	S
6160026	Wire Cable Grip with Carabiner	A	A	A	A
6160024	Twin-Leg Lanyard Assembly with Wire Cable Grip	A	A	A	A
9600068	Wire Cable Cutter	A	A	A	A
9600069	Hydraulic Swager	A	A	A	A
1113449-1113453	ExoFit NEX™ Climb Assist 5-Point Harness (SM to XXL)	A	A	A	A
1113454-1113458	ExoFit NEX™ Climb Assist Construction Style Harness (SM to XXL)	A	A	A	A

* Main System Components

R= Required A= Accessory S=Serviceable Part (included in 6160018 Kit)



ICM of America Internet Sales
877-494-5793