











3D EXTREME



 P/N	 Hose Con.	 Minimum/GPM	 Pipe Diameter	 L x W Dimensions	 lbs.	 Rear Jets	 Front Jets	 Radial Jets	 #
1136	1"	60	6" - 15"	8.74" x 2.75"	9,47	8	1	---	3
1136,75	3/4"	30	6" - 15"	8.74" x 2.75"	9,47	8	1	---	3

Used in pipes that may have holes in the bottom or offsets, the 3D Extreme nozzle is a worthy tool to have in your tool box. 3D fluid mechanics inside of the nozzle and one-piece ceramic inserts create a strong jet pattern with a spray angle of 11° resulting in exceptional cleaning and pulling power. One forward jet offers a penetration option as well.

ICM of AMERICA

877-494-5793

relam@icminc.us