











EGG NOZZLE 3D



 P/N	 Hose Con.	 Minimum/GPM	 Pipe Diameter	 L x W Dimensions	 lbs.	 Rear Jets	 Front Jets	 Radial Jets	 #
1081	1"	50	6" - 12"	4.13" x 2.75"	3,74	8	1	----	3
1082	3/4"	30	6" - 10"	2.75" x 1.96"	1,76	8	1	----	3
1083	1/2"	12	4" - 8"	2.16" x 1.57"	0,44	6	1	----	3
1084	3/8"	8	4" - 6"	1.96" x 1.37"	<0,44	5	1	----	2
1085	1/4"	6	2" - 4"	1.57" x 1.18"	<0,44	6	1	----	2
1086	1/8"	3	2" - 4"	0.78" x 0.62"	<0,44	3	1	----	1
1087	1/8"	3	2" - 4"	0.78" x 0.62"	<0,44	3	1	----	1

With its contoured egg shaped design, this nozzle is perfect for mobility in the pipe. The smooth egg shape combined with 20° rear propulsion jets enables the nozzle to slide easily down the pipe. 3D fluid mechanics and one-piece ceramic inserts deliver water that efficiently and effectively cleans while propelling the nozzle.

ICM OF AMERICA

877-494-5793