











RADIAL CHISEL NOZZLE



 P/N	 Hose Con.	 Minimum/GPM	 Pipe Diameter	 L x W Dimensions	 lbs. Weight	 Rear Jets	 Front Jets	 Radial Jets	 # Tier
1313	1"	80	8" - 20"	6.29" x 2.95"	5,51	6	5	6	2
1314	3/4"	30	6" - 12"	4.13" x 2.36"	2,42	6	5	6	2

Greater penetrating power, that's what the Radial Chisel is designed for. By using the sharp edges and multiple forward penetrating jets the Radial Chisel encompasses the best parts of the chisel nozzle design while also including a radial spray angle. The additional radial spray jets at 70° break up blockage from within, enabling the nozzle to fully penetrate and restore flow!

ICM OF AMERICA

877-494-5793