










TURBO S-600



ICM OF AMERICA
877-494-5793

2650

	P/N	2650 - chain cutter w/one set of chains w/bits and tools for the cutter
	Hose Con.	1", 1 1/4"
	Minimum/GPM	80
	Dimensions	29.52" x 10.23"
	Weight	77,16
	Pipe Diameter	12" - 24"
	Rear Jets	3
	Turbine Jets	6
	Tier	3

The Turbo S600 flexible chain cutter was engineered to be powerful, durable, user friendly and require low maintenance. Made from high quality stainless steel and aluminum, this heavy-duty cutter uses turbine technology in combination with 3D fluid mechanics to deliver unmatched cutting performance in its operating range. Roots, grease, mineral deposits and protruding taps do not stand a chance against this impressive cutter. The flexible guide skid is adjustable between 12" - 24" within a 1/16" making it capable of handling offsets in the pipe. The cutter comes standard with one-piece ceramic inserts, a high-pressure swivel and is capable of being used with recycled water as well.

TURBO S-600 - ACCESSORIES

ICM OF AMERICA

877-494-5793



- 2610M** 3 Piece set of chain w/bits 12"
- 2611M** 3 Piece set of chain w/bits 15"
- 2612M** 3 Piece set of chain w/bits 18"
- 2613M** 3 Piece set of chain w/bits 20"
- 3614M** 3 Piece set of chain w/bits 24"



- 2610S** 3 Piece set of chain w/blocks 12"
- 2611S** 3 Piece set of chain w/blocks 15"
- 2612S** 3 Piece set of chain w/blocks 18"
- 2613S** 3 Piece set of chain w/blocks 20"
- 2614S** 3 Piece set of chain w/blocks 24"



- 2610D** 3 Piece set of chain w/diamond bits 12"
- 2611D** 3 Piece set of chain w/diamond bits 15"
- 2612D** 3 Piece set of chain w/diamond bits 18"
- 2613D** 3 Piece set of chain w/diamond bits 20"
- 2614D** 3 Piece set of chain w/diamond bits 24"



- 2620** 6ft Replacement chain



- 2636** Slide thru chain retainer



- 2638** Block for chain



- 2639** Diamond bit



- 2637** Quick change chain retainer



- 2698** Pulling eye swivel

ICM OF AMERICA

877-494-5793